

POSTAL Book Package

2023

CIVIL ENGINEERING Fluid Mechanics

Conventional Practice Sets		Contents
Sl.	Topic	Page No.
1.	Fluid Properties	2
2.	Fluid Pressure and its Measurement	13
3.	Hydrostatic Forces	22
4.	Buoyancy and Flotation	42
5.	Liquids in Rigid Motion	55
6.	Fluid Kinematics	65
7.	Fluid Dynamics	82
8.	Flow Measurement	102
9.	Flow Through Pipes	115
10.	Boundary Layer Theory	146
11.	Laminar Flow	160
12.	Turbulent Flow	177
13.	Drag and Lift	186
14.	Dimensional Analysis	193
15.	Open Channel Flow	208
16.	Impulse of Jets	243
17.	Hydraulic Turbine	251
18.	Centrifugal Pump	273
19.	Reciprocating Pump	286



MADE EASY
Publications

Note: This book contains copyright subject matter to MADE EASY Publications Pvt. Ltd., New Delhi. No part of this book may be reproduced, stored in a retrieval system or transmitted in any form or by any means. Violators are liable to be legally prosecuted.

Fluid Properties

- Q1** The velocity distribution for flow over a flat plate is given by $u = \frac{3}{4}y - y^2$ in which u is the velocity in metre per second at a distance y metre above the plate. Determine the shear stress at $y = 0.15$ m. Take dynamic viscosity of fluid as 8.6 poise.

Solution:

Given, $u = \frac{3}{4}y - y^2$

Viscosity, $\mu = 8.5 \text{ poise} = \frac{8.5 \text{ Ns}}{10 \text{ m}^2} \quad (\because 10 \text{ poise} = 1 \text{ Ns/m}^2)$

$\therefore \frac{du}{dy} = \frac{3}{4} - 2y$

At $y = 0.15$, $\frac{du}{dy} = \frac{3}{4} - 2 \times 0.15 = 0.75 - 0.30 = 0.45$

$$\tau = \mu \frac{du}{dy}$$

$$= \frac{8.5}{10} \times 0.45 \text{ N/m}^2 = 0.3825 \text{ N/m}^2$$

- Q2** The space between two square flat parallel plates is filled with oil. Each side of the plate is 60 cm. The thickness of the oil film is 12.5 mm. The upper plate, which moves at 2.5 metre per sec requires a forces of 98.1 N to maintain the speed. Determine:

- the dynamic viscosity of the oil in poise, and
- the kinematic viscosity of the oil in stoke if the specific gravity of the oil is 0.95.

Solution:

Given: Each side of a square plate = 60 cm = 0.60 m

\therefore Area, $A = 0.6 \times 0.6 = 0.36 \text{ m}^2$

Thickness of oil film, $dy = 12.5 \text{ mm} = 12.5 \times 10^{-3} \text{ m}$

Velocity of upper plate, $u = 2.5 \text{ m/sec}$

\therefore Change of velocity between plates,

$$du = 2.5 \text{ m/sec}$$

Force required on upper plate, $F = 98.1 \text{ N}$

\therefore Shear stress,

$$\tau = \frac{\text{Force}}{\text{Area}} = \frac{F}{A}$$

$$= \frac{98.1 \text{ N}}{0.36 \text{ m}^2} = 27.25 \text{ N/m}^2$$

- (i) Let μ = Dynamic viscosity of oil

$$\tau = \mu \frac{du}{dy}$$

or $27.25 = \mu \times \frac{2.5}{12.5 \times 10^{-3}}$

$$\therefore \mu = 27.25 \times \frac{12.5 \times 10^{-3}}{2.5} = 1.3635 \text{ Ns/m}^2 \quad (\because 1 \text{ Ns/m}^2 = 10 \text{ poise})$$

$$= 1.3635 \times 10 = 13.635 \text{ Poise}$$

- (ii) Specific gravity of oil,

$$S = 0.95$$

Let

ν = kinematic viscosity of oil

Mass density of oil,

$$\rho = S \times 1000 = 0.95 \times 1000 = 950 \text{ kg/m}^3$$

Using the relation,

$$\nu = \frac{\mu}{\rho}$$

We get,

$$\nu = \frac{1.3635 \text{ Ns/m}^2}{950 \text{ kg/m}^3} = 0.001435 \text{ m}^2/\text{sec}$$

$$= 0.001435 \times 10^4 \text{ cm}^2/\text{s}$$

$$= 14.35 \text{ stokes}$$

Q3 Calculate the dynamic viscosity of an oil, which is used for lubrication between a square plate of size $0.8 \text{ m} \times 0.8 \text{ m}$ and an inclined plane with angle of inclination 30° as shown in figure. The weight of the square plate is 300 N and it slides down the inclined plane with a uniform velocity of 0.3 m/s . The thickness of oil film is 1.5 mm .

Solution:

Given: Area of plate,

$$A = 0.8 \times 0.8 = 0.64 \text{ m}^2$$

Angle of plane,

$$\theta = 30^\circ$$

Weight of plate,

$$W = 300 \text{ N}$$

Velocity of plate,

$$u = 0.3 \text{ m/s}$$

Thickness of oil film,

$$t = dy = 1.5 \text{ mm} = 1.5 \times 10^{-3} \text{ m}$$

Let the viscosity of fluid between plate and inclined plane is μ .

Component of weight W , along the plane $= W \cos 60^\circ = 300 \cos 60^\circ = 150 \text{ N}$

Thus the shear force, F , on the bottom surface of the plate $= 150 \text{ N}$

and shear stress,

$$\tau = \frac{F}{\text{Area}} = \frac{150}{0.64} \text{ N/m}^2$$

Now,

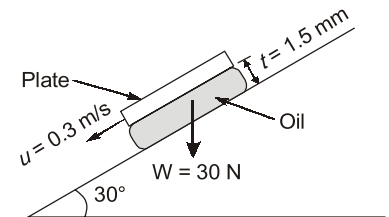
$$\tau = \mu \frac{du}{dy}$$

$$du = \text{change of velocity} = u - 0 = 0.3 \text{ m/sec}$$

$$dy = t = 1.5 \times 10^{-3} \text{ m}$$

$$\therefore \frac{150}{0.64} = \mu \times \frac{0.3}{1.5 \times 10^{-3}}$$

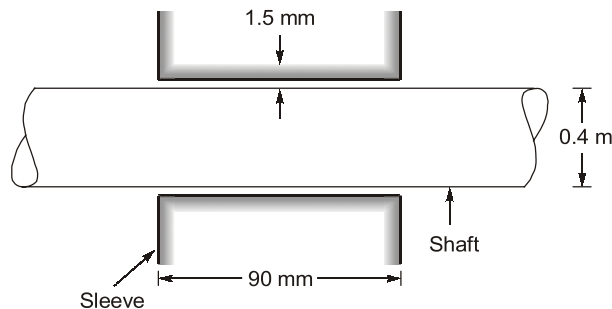
$$\mu = \frac{150 \times 1.5 \times 10^{-3}}{0.64 \times 0.3} = 1.17 \text{ Ns/m}^2 = 11.7 \text{ Poise}$$



Q4 The dynamic viscosity of an oil, used for lubrication between a shaft and sleeve is 6 poise. The shaft is of diameter 0.4 m and rotates at 190 rpm. Calculate the power lost in the bearing for a sleeve length of 90 mm. The thickness of the oil film is 1.5 mm.

Solution:

Given:



Viscosity,

$$\mu = 6 \text{ Poise}$$

$$= \frac{6}{10} \frac{\text{Ns}}{\text{m}^2} = 0.6 \text{ Ns/m}^2$$

Dia. of shaft,

$$D = 0.4 \text{ m}$$

Speed of shaft,

$$N = 1900 \text{ rpm}$$

Sleeve length,

$$L = 90 \text{ mm} = 90 \times 10^{-3} \text{ m}$$

Thickness of oil film,

$$t = 1.5 \text{ mm} = 1.5 \times 10^{-3} \text{ m}$$

Tangential velocity of shaft,

$$u = \frac{\pi DN}{60}$$

$$= \frac{\pi \times 0.4 \times 190}{60} = 3.98 \text{ m/s}$$

Using the relation,

$$\tau = \mu \frac{du}{dy}$$

where, du = Change of velocity = $u - 0 = u = 3.98 \text{ m/s}$

dy = Change of distance = $t = 1.5 \times 10^{-3} \text{ m}$

$$\tau = 10 \times \frac{3.98}{15 \times 10^{-3}} = 1592 \text{ N/m}^2$$

This is shear stress on shaft,

\therefore Shear force on the shaft,

$$F = \text{Shear stress} \times \text{Area}$$

$$= 1592 \times \pi D \times L = 1592 \times \pi \times 0.4 \times 90 \times 10^{-3} = 180.05 \text{ N}$$

Torque on the shaft,

$$T = \text{Force} \times \frac{D}{2}$$

$$= 180.5 \times \frac{0.4}{2} = 36.01 \text{ Nm}$$

\therefore

$$\text{Power lost} = \frac{2\pi NT}{60}$$

$$= \frac{2\pi \times 190 \times 36.01}{60} = 716.48 \text{ W}$$

Q5 A vertical gap 23.5 mm wide of infinite extent contains oil of specific gravity 0.9 and viscosity 2.5 N-s/m². A metal plate 1.5 m × 1.5 m × 1.5 mm weighing 50 N is to be lifted through the gap at a constant speed of 0.1 m/sec. Estimate the force required to lift the plate.

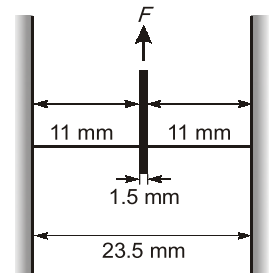
Solution:

Given: Width of gap = 23.5 mm
Viscosity, μ = 2.5 Ns/m²
Specific gravity oil = 0.9
 \therefore Weight density of oil = $0.9 \times 1000 = 900 \text{ kgf/m}^3$
= $900 \times 9.81 \text{ N/m}^3$ ($\because 1 \text{ kgf} = 9.81 \text{ N}$)

Assuming that the plate lies in the middle of the gap

Volume of plate = $1.5 \text{ m} \times 1.5 \text{ m} \times 1.5 \text{ mm}$
= $1.5 \times 1.5 \times 0.0015 \text{ m}^3$
= 0.003375 m^3
Thickness of plate = 1.5 mm
Velocity of plate = 0.1 m/sec
Weight of plate = 50 N

When the plate is in the middle of the gap, the distance of plate from



$$\text{Vertical surface of the gap} = \left(\frac{\text{Width of gap} - \text{Thickness of plate}}{2} \right)$$

$$= \left(\frac{23.5 - 1.5}{2} \right) = 11 \text{ mm} = 0.011 \text{ m}$$

Now, shear force on left side of the metallic plate

$$\begin{aligned} F_1 &= \text{Shear stress} \times \text{Area} \\ &= \mu \left(\frac{du}{dy} \right)_1 \times (1.5 \times 1.5) = 2.5 \times \left(\frac{0.1}{0.011} \right) \times 1.5 \times 1.5 = 51.136 \text{ N} \end{aligned}$$

Similarly, the shear force on the right side of the metallic plate

$$\begin{aligned} F_2 &= \text{Shear stress} \times \text{Area} \\ &= 2.5 \times \left(\frac{0.1}{0.011} \right) \times (1.5 \times 1.5) = 51.136 \text{ N} \end{aligned}$$

$$\therefore \text{Total shear force} = F_1 + F_2 = 51.136 + 51.136 = 102.272 \text{ N}$$

In this case the weight of plate (which is acting downward) and upward thrust is also to be taken into account.

$$\begin{aligned} \therefore \text{The upward thrust} &= \text{weight of fluid displaced} = \rho vg \\ &= (\text{unit weight of fluid}) \times \text{Volume of fluid displaced} \\ &= 9.81 \times 900 \times 0.003375 \\ &= 29.80 \text{ N} \end{aligned}$$

$$\begin{aligned} \text{The net force acting in the downward direction due to the weight of the plate and upward thrust} \\ &= \text{weight of plate} - \text{upward thrust} = 50 - 29.80 = 20.20 \text{ N} \end{aligned}$$

$$\begin{aligned} \therefore \text{Total force required to lift the plate up} \\ &= \text{Total shear force} + 20.20 = 102.272 + 20.20 = 122.472 \text{ N} \end{aligned}$$

- Q6** Find the surface tension in a soap bubble of 40 mm diameter when the inside pressure is 2.5 N/m² above atmospheric pressure.

Solution:

Given: Dia. of bubble, $d = 40 \text{ mm} = 40 \times 10^{-3} \text{ m}$
 Pressure in excess of outside, $p = 2.5 \text{ N/m}^2$

For a soap bubble,
$$p = \frac{8\sigma}{d}$$

or
$$2.5 = \frac{8 \times \sigma}{40 \times 10^{-3}}$$

$$\sigma = \frac{2.5 \times 40 \times 10^{-3}}{8} \text{ N/m} = 0.0125 \text{ N/m}$$

- Q7** The pressure outside the droplet of water of diameter 0.04 mm is 10.32 N/cm² (atmospheric pressure). Calculate the pressure within the droplet if surface tension is given as 0.0725 N/m of water.

Solution:

Given, dia. of droplet, $d = 0.04 \text{ mm} = 0.04 \times 10^{-3} \text{ m}$
 Pressure outside the droplet $= 10.32 \text{ N/cm}^2 = 10.32 \times 10^4 \text{ N/m}^2$
 Surface tension, $\sigma = 0.0725 \text{ N/m}$

The **pressure inside the droplet**, in excess of outside pressure is given by

$$p = \frac{4\sigma}{d}$$

$$= \frac{4 \times 0.0725}{0.04 \times 10^{-3}} = 7250 \text{ N/m}^2$$

$$= \frac{7250 \text{ N}}{10^4 \text{ cm}^2} = 0.725 \text{ N/cm}^2$$

Pressure inside the droplet $= p + \text{pressure outside the droplet}$
 $= 0.725 + 10.32 = 11.045 \text{ N/cm}^2$

- Q8** Calculate the capillary effect in mm in a glass tube 3 mm in diameter when immersed in (a) water (b) mercury. Both the liquids are at 20°C and the values of the surface tensions for water and mercury at 20°C in contact with air are respectively 0.0736 N/m and 0.51 N/m. Contact angle for water = 0° and for mercury = 130°.

Solution:

The capillary rise (or depression) is given as

$$h = \frac{2\sigma \cos \theta}{\rho g r}$$

(a) For water $\theta = 0$, $\cos \theta = 1$
 $\sigma = 0.0736 \text{ N/m}$
 $\rho g = 9810 \text{ N/m}^3$
 $d = 3 \text{ mm}$
 $r = \frac{3}{2} = 1.5 \text{ mm} = 1.5 \times 10^{-3} \text{ m}$

By substitution, we get
$$h = \frac{2 \times 0.0736 \times 1}{9810 \times 1.5 \times 10^{-3}}$$

 $= 1.00 \times 10^{-2} \text{ m} = 10 \text{ mm}$

(b) For mercury $\theta = 130^\circ$, $\cos \theta = -0.6428$
 $\sigma = 0.51 \text{ N/m}$
 $\rho g = (13.6 \times 9810) \text{ N/m}^3$
 $r = \frac{3}{2} = 1.5 \text{ mm} = 1.5 \times 10^{-3} \text{ m}$

By substitution, we get $h = \frac{2 \times 0.51 \times (-0.6425)}{13.6 \times 9810 \times 1.5 \times 10^{-3}}$
 $= -3.276 \times 10^{-3} \text{ m}$
 $= -3.276 \text{ mm}$

The negative (–) sign in the case of mercury indicates that there is capillary depression.

Q.9 For capillarity rise between two thin vertical plates spaced 't' distance apart. Calculate the distance between the plates when the capillarity rise is not to exceed 60 mm. Assume surface tension of water at 20°C as 0.075 N/meter.

Solution:

For two vertical plates, 't' distance apart

Let width of plate be 'b' and contact angle be 'θ'

Force due to surface tension = Force due to gravity

$$2\sigma \cos \theta b = \rho g (b \times t)h$$

Height of capillarity rise,

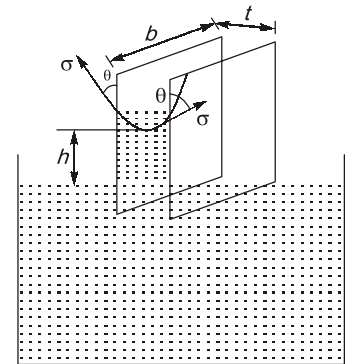
$$h = \frac{2\sigma \cos \theta}{\rho g t}$$

For $\sigma = 0.075 \text{ N/m}$ and $h = 60 \text{ mm}$

Assuming $\theta = 0^\circ$ i.e., $\cos \theta = 1$

$$0.06 = \frac{2 \times 0.075 \times 1000}{9.81 \times 1000 \times t}$$

$$t = 0.255 \text{ mm}$$



Q.10 The density of sea water at free surface where pressure is 98 kPa is 1030 kg/m³. Taking bulk modulus of sea water to be $2.34 \times 10^9 \text{ N/m}^2$ (assume constant), determine the density and pressure at a depth of 2500 m. Neglect the effect of temperature

Solution:

Calculation of density:

$$K = 2.34 \times 10^9 \text{ N/m}^2$$

$$K = \rho \frac{dP}{d\rho}$$

Since

$$dP = \gamma dh$$

⇒

$$k = \frac{\rho \gamma dh}{d\rho} = \rho^2 g \frac{dh}{d\rho}$$

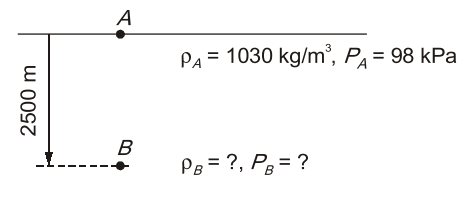
$$\int_{\rho_A}^{\rho_B} \frac{d\rho}{\rho^2} = \int_0^{H=2500 \text{ m}} \frac{g}{K} dh$$

⇒

$$\frac{1}{\rho(-1)} \Big|_{\rho_A}^{\rho_B} = \frac{g}{K} \times 2500$$

⇒

$$\frac{1}{\rho_A} - \frac{gH}{K} = \frac{1}{\rho_B}$$



\therefore

$$\rho_B = \frac{1}{\left(\frac{1}{\rho_A} - \frac{gH}{K}\right)}$$

$$\rho_B = \frac{1}{\frac{1}{1030} - \frac{9.81 \times 2500}{2.34 \times 10^9}} = 1041.24 \text{ kg/m}^3$$

Calculation of pressure:

$$K = \frac{dP}{\left(\frac{d\rho}{\rho}\right)}$$

$$\int_{P_A}^{P_B} dP = K \int_{\rho_A}^{\rho_B} \frac{d\rho}{\rho}$$

$$P_B - P_A = K [\ln \rho]_{\rho_A}^{\rho_B}$$

$$P_B = P_A + K \ln \left(\frac{\rho_B}{\rho_A} \right)$$

$$\begin{aligned} P_B &= 98 + 2.34 \times 10^6 \ln \left(\frac{1041.24}{1030} \right) \\ &= 25495.20 \text{ kPa} = 25.5 \text{ MPa} \end{aligned}$$

Q.11 Consider a fluid of viscosity μ between two circular parallel plates of radii 'R' separated by a distance 'h'. Upper plate is rotated at an angular velocity ω whereas bottom plate is held stationary. The velocity profile between two plate is linear. Estimate the torque experienced by the bottom plate.

Solution:

Consider an annual ring with width dr at radius ' r '

