

POSTAL Book Package

2023

CIVIL ENGINEERING

Strength of Materials

Objective Practice Sets

Contents

Sl. Topic	Page No.
1. Properties of Materials	2
2. Simple Stress-strain and Elastic	13
3. SFD and BMD	39
4. Principal Stress and Strain Theories of Failure	62
5. Deflection of Beams	82
6. Bending Stresses in Beams	107
7. Shear Stresses in Beams	128
8. Thick and Thin Cylinders and Spheres	141
9. Torsion in Shafts	151
10. Theory of Columns	169
11. Shear Centre	181
12. Theory of Spring	187



MADE EASY
Publications

Note: This book contains copyright subject matter to MADE EASY Publications Pvt. Ltd., New Delhi. No part of this book may be reproduced, stored in a retrieval system or transmitted in any form or by any means. Violators are liable to be legally prosecuted.

Properties of Materials

- Q.1** In a tensile test, near the elastic limit zone
- tensile stress increases at a faster rate
 - tensile stress decreases at a faster rate
 - tensile stress increases in linear proportion to the strain
 - tensile stress decreases in linear proportion to the strain

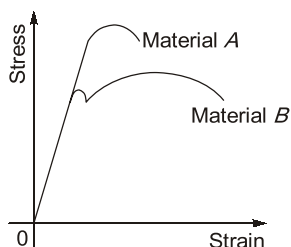
- Q.2** Consider the following statements:
- Mild steel is more elastic than rubber.
 - Young's modulus of a material is used to represent the elasticity of the material.
 - Greater the Young's modulus, greater the elasticity.

Which of the above statement(s) is/are correct?

- Only 2
- 1 and 3
- 2 and 3
- 1, 2 and 3

- Q.3** Which of the following properties is more sensitive to increase in strain rate?
- Yield strength
 - Elastic limit
 - Proportional limit
 - Tensile strength

- Q.4** The stress-strain diagram for two materials *A* and *B* is shown below:



The following statements are made based on this diagram:

- Material *A* is more brittle than material *B*.
- The ultimate strength of material *B* is more than that of *A*.

With reference to the above statements, which of the following applies?

- Both the statements are false
- Both the statements are true
- I is true but II is false
- I is false but II is true

- Q.5** As soon as the external forces causing deformation in a perfectly elastic body, are withdrawn, the elastic deformation disappears
- only partially
 - completely over a prolonged period of time
 - completely and instantaneously
 - completely after an initial period of rest

- Q.6** Consider the following statements regarding tensile test diagrams for carbon steels with varying carbon contents:

As the carbon content increases

- the ultimate strength of steel decreases.
- the elongation before fracture increases.
- the ductility of the metal decreases.
- the ultimate strength of steel increases.

Which of the statements above are correct?

- 3 and 4
- 1 and 3
- 1, 2 and 3
- 1 and 2

- Q.7** Which one of the following favours brittle fracture in a ductile material?

- Elevated temperature
- Slow rate of straining
- Presence of notch
- Circular cross-section

- Q.8** When the strain in a material increases with time under sustained constant stress, the phenomenon is known as

- Strain hardening
- Hysteresis
- Creep
- Visco-elasticity

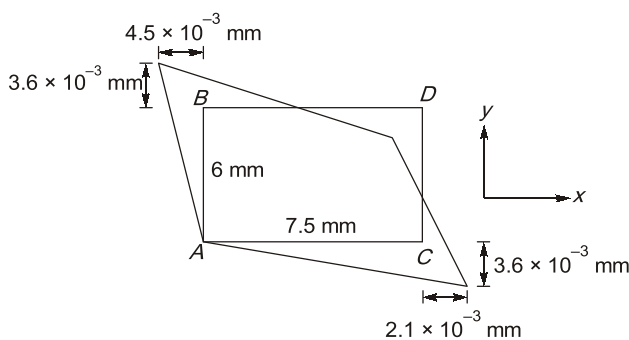
Q.9 Consider the following statements:

1. Strain-softening region in stress strain curve is also known as post ultimate stress.
2. Logarithmic strain given as $\bar{\epsilon} = \ln\left(\frac{L_f}{L_0}\right)$ is same as true strain.
3. Value of elastic modulus is a definite property of a material.

Which of the above statements is(are) INCORRECT?

- (a) 1 and 3 (b) 2 only
(c) 1 only (d) None of these

Q.10 An initially rectangular element of a material is deformed as shown in figure. The shear strain for the element (γ_{xy}), will be



- (a) 1370×10^{-6} (b) 1500×10^{-6}
(c) 1230×10^{-6} (d) 900×10^{-6}

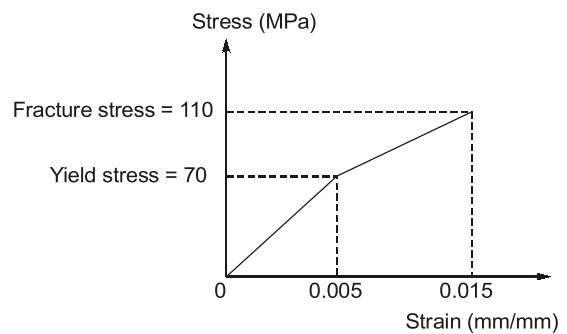
Q.11 Due to change in temperature, the deformation in cuboid element is

- (a) same in perpendicular directions only
(b) different in perpendicular directions
(c) same in all directions
(d) different in all directions

Q.12 If ϵ is engineering strain in a tensile specimen. The value of true strain (ϵ_t) is given as

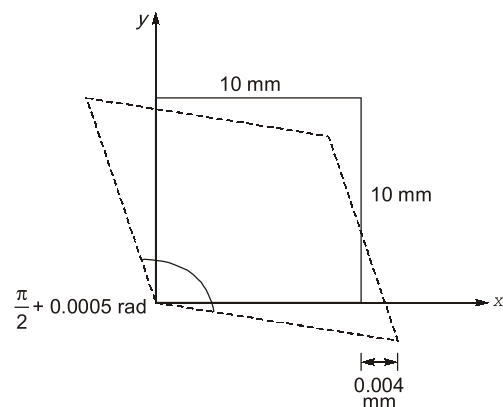
- (a) ϵ (b) $e^\epsilon - 1$
(c) $\ln(1 + \epsilon)$ (d) $\left(\frac{1 - \epsilon}{6}\right)$

Q.13 The stress strain behaviour of a material is as shown in figure below. Its modulus of resilience and toughness in Nm/m^3 are respectively:



- (a) 20×10^4 and 107.5×10^4
(b) 17.5×10^4 and 107.5×10^4
(c) 17.5×10^4 and 120×10^4
(d) 35×10^4 and 140×10^4

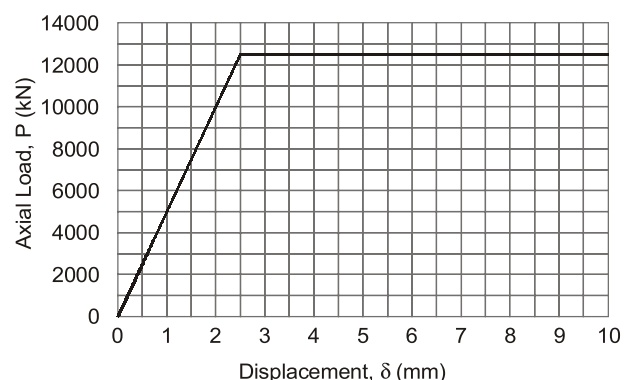
Q.14 In a material under a state of plane strain, a 10×10 mm square centered at a point gets deformed as shown in the figure.



If the shear strain γ_{xy} at this point is expressed as $0.001 k$ (in rad), the value of k is

- (a) 0.50 (b) 0.25
(c) -0.25 (d) -0.50

Q.15 A 2 m long, axially loaded mild steel rod of 8 mm diameter exhibits the load-displacement (P - δ) behavior as shown in the figure.



Select the correct answer using the codes given below.

- (a) 1-2-3-4 (b) 1-2-4-3
(c) 2-1-4-3 (d) 3-1-2-4

Q.32 The following observation refer to two metal specimens 'A' and 'B' of the same size subjected to uni-axial tension test upto failure.

1. The elastic strain energy of A is more than that of B.
2. Area under stress strain curve of A is less than that of B.
3. The yield strength of A is more than that of B.
4. The percentage elongation of A and B at elastic limit are equal.

Which of the following statements is true in this regard?

- (a) Specimen A is more ductile than specimen B.
(b) Specimen B is more ductile than specimen A.
(c) The ductility of two specimens are equal.
(d) The data is insufficient to compare the ductilities of the two specimens.

Q.33 A steel bar of length 3 m has yield stress 250 MPa and the slope of linear part of stress-strain curve is 190 GPa. The bar is loaded axially until it elongates 6 mm and then the load is removed. What is the residual strain in bar?

- (a) 0.002 (b) 0.00131
(c) 0.00069 (d) None of these

Q.34 The initial diameter of a cylindrical test specimen is 30 mm. During plastic deformation stage, it shows a diameter of 27 mm. Assuming the specimen is ductile material. The true longitudinal strain is _____ (Answer up to two decimal place)

Q.35 Consider the following statements regarding tension test of a specimen:

1. Gauge length for specimen is $5.65\sqrt{A}$, where A is cross-sectional area of specimen.
2. True rupture stress is much more than nominal rupture stress in specimen.
3. For steel specimen, proportionality limit is more than elastic limit.
4. Steel specimen breaks at ultimate stress.

Which of the above statements are CORRECT?

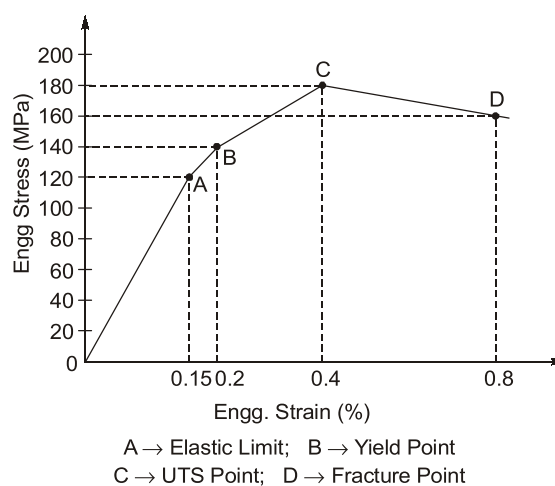
- (a) 1 and 2 (b) 1 and 3
(c) 2, 3 and 4 (d) 3 and 4

Multiple Select Questions (MSQ)

Q.36 Consider the following statements with reference to ductile materials and choose the correct statement(s) :

- (a) Large deformation is possible before absolute failure by rupture takes place.
(b) In ductile material, elastic deformation is more predominant than plastic one.
(c) Drawn permanently with great changes of shape without rupture.
(d) It can be beaten or rolled into plates.

Q.37 A hypothetical engineering stress-strain curve is shown in figure below :



With reference to the information given above, the correct statement(s) is/are :

- (a) The resilience of the material is 0.09 MJ/m³.
(b) The resilience of the material is 0.140 MJ/m³.
(c) The toughness of the material is 1.14 MJ/m³.
(d) The toughness of the material is 0.46 MJ/m³.

Q.38 Which of the following statement(s) is/are correct?

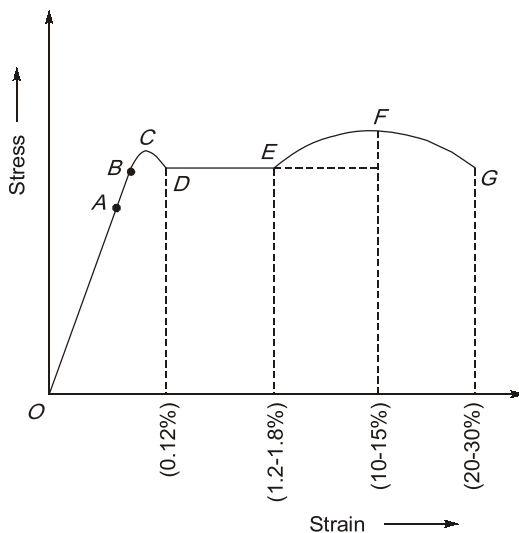
- (a) The greatest strain energy stored in a body is called proof resilience.
(b) The quantity of strain energy stored in a body when strained upto elastic limit is called proof resilience.
(c) The least energy stored in a body is called proof resilience.
(d) Ability to absorb mechanical energy upto failure is called toughness.

Answers Properties of Materials

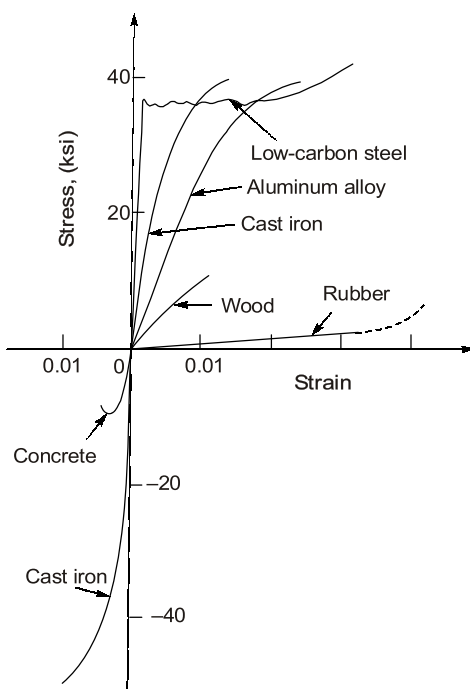
1. (c) 2. (d) 3. (b) 4. (c) 5. (c) 6. (a) 7. (c) 8. (c) 9. (c) 10. (c)
11. (d) 12. (c) 13. (b) 14. (d) 15. 15707.96 16. (c) 17. 0.85 18. (d) 19. (a)
20. (d) 21. (a) 22. (d) 23. (b) 24. (b) 25. (c) 26. (b) 27. (a) 28. (b) 29. (b)
30. (b) 31. (b) 32. (b) 33. (c) 34. 0.21 35. (a) 36. (a, c) 37. (a, c)
38. (a, b, d)

Explanations Properties of Materials

1. (c)



2. (d)



4. (c)

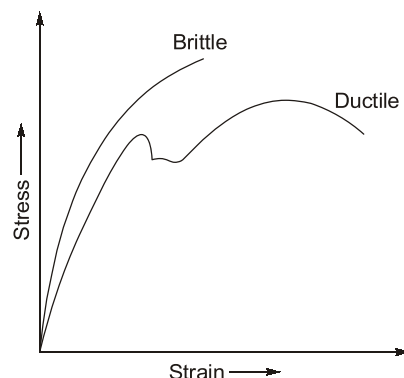
Since strain in material *B* is more, hence it is more ductile than material *A* i.e., material *A* is more brittle than material *B*. Hence **statement I is true**. Material *A* can reach upto higher stress level hence ultimate strength of material *A* is more than that of material *B*. Hence **statement II is false**.

5. (c)

For perfectly elastic body, ideal deformation takes place. Ideal deformation means that the deformation takes place instantaneously upon application of force and disappears completely and instantaneously on the removal of force.

6. (a)

With increase of carbon content brittleness of material increases and therefore elongation before fracture becomes less or ductility decreases. There will be increase in ultimate strength.



7. (c)

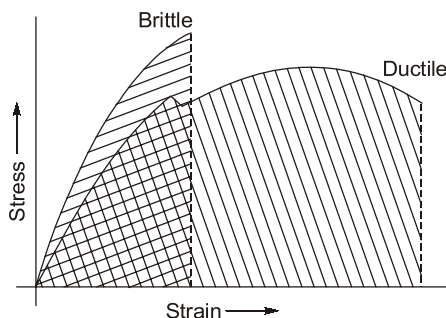
- When an elastic body of ductile material with a local geometrical irregularity such as on oil hole, a keyway or a notch is stressed, usually there

is a localised variation in the stress state in the immediate neighbourhood of the irregularity.

- The peak stress level at the irregularity may be several times higher than the nominal stress levels in the bulk of the body.
- Under these circumstances the irregularity is said to cause a stress concentration. This leads to brittle fracture in the material.
- Also, the lower the temperature for a given steel, the greater the possibility that brittle fracture will occur.

Key Points:

- **Fracture** : The separation of a material into two or more pieces under the action of stress.
- Whether a material undergoes ductile fracture or a brittle fracture, it depends on the ability of the material to undergo plastic deformation before the fracture.



- **Brittle Fracture** : It is the sudden and rapid cracking of material under stress.
 - The material does not exhibit (or very little) evidence of ductility or plastic deformation.
 - It is often caused by low temperatures. If the steel temperature is at or below its brittle-to-ductile transition temperature, it will be susceptible to brittle fracture.
- **Ductile Fracture** : It is characterized by extensive plastic deformation or necking.
 - There is absorption of massive amounts of energy before fracture, unlike brittle fracture.

8. (c)

- (i) **Strain Hardening** : When a material is strained beyond the yield point, it experiences plastic deformation. And when

it is unloaded and then loaded again, an increasing stress is required to produce additional plastic deformation and the material becomes apparently more stronger and more difficult to deform.

Hence, strain hardening is the process of making a metal harder and stronger through plastic deformation. It also reduces ductility, thereby increasing the chances of a brittle failure.

- (ii) **Hysteresis** : During loading and unloading of a material, strain does not follow the same path. It is because some of the energy is absorbed by the material and is not returned back on unloading. Hence, hysteresis curve is the curve showing the loading and unloading path of a material. And, hysteresis loss, which is equal to the area under the hysteresis curve, represents the energy absorbed by the material.

- (iii) **Creep**: It is the gradual increase in plastic strain in a material, with time, at sustained loading.

(iv) Visco-Elasticity :

- It is the property of materials that exhibit both viscous as well as elastic characteristics while undergoing deformation.
- Viscous materials resist strain linearly with time when a stress is applied. Elastic materials strain when stretched and immediately return to their original state when the stress is removed.
- Visco-elastic materials have elements of both of these properties and thus, exhibit time-dependent strain.
- Some properties of Visco-elastic materials are :
 - For cyclic loading, hysteresis occurs.
 - For constant stress, creep occurs.
 - For constant strain, stress relaxation takes place.

9. (c)

Strain-softening region in stress strain curve is also known as post ultimate stress.

10. (c)

The shear strain is angle of distortion (change in angle of a corner of element) measured in radian.

For corner A,

$$\gamma_{xy} = \frac{3.6 \times 10^{-3}}{7.5} + \frac{4.5 \times 10^{-3}}{6} = 1230 \times 10^{-6}$$

12. (c)

True strain for finite increment of loading such that length changes from L_0 to L is given by

$$\epsilon_t = \int_{L_0}^L \frac{dL}{L} = \ln\left(\frac{L}{L_0}\right)$$

$$\epsilon_t = \ln\left(\frac{L_0 + \delta}{L_0}\right) = \ln\left[1 + \frac{\delta}{L_0}\right]$$

$$\epsilon_t = \ln(1 + \epsilon)$$

13. (b)

$$\text{Resilience} = \frac{1}{2} \times 70 \times 0.005 \times 10^6$$

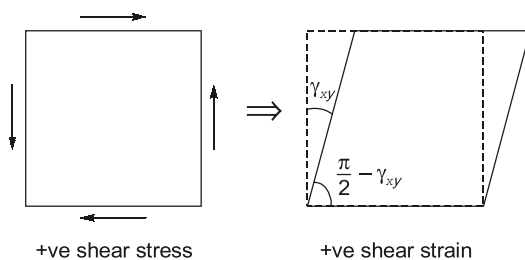
$$= 7.5 \times 10^4 \text{ Nm/m}^3$$

$$\text{Toughness} = 17.5 \times 10^4 + \left\{ \frac{(70 + 110)}{2} \right\} \times 0.01 \times 10^6$$

$$= 107.5 \times 10^4 \text{ Nm/m}^3$$

14. (d)

According to the sign convention,



In question since angle has been increase therefore shear strain should be negative.

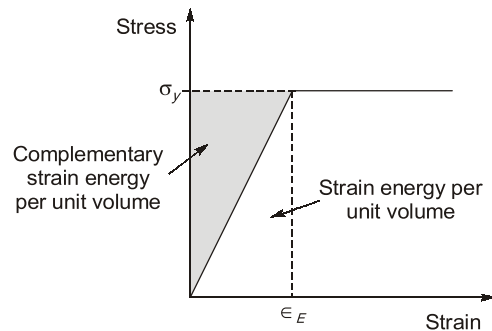
$$\therefore \gamma_{xy} = -0.0005 \text{ rad}$$

$$= 0.001 \text{ k}$$

$$-0.0005 = 0.001 \text{ k}$$

$$\Rightarrow k = -0.50$$

15. (15707.96)



$$\text{Elastic strain, } \epsilon_E = \frac{\Delta L}{L} = \frac{2.5}{2000} = 1.25 \times 10^{-2}$$

$$\therefore \text{Elastic strain energy} = \frac{1}{2} \sigma_y \epsilon_E AL$$

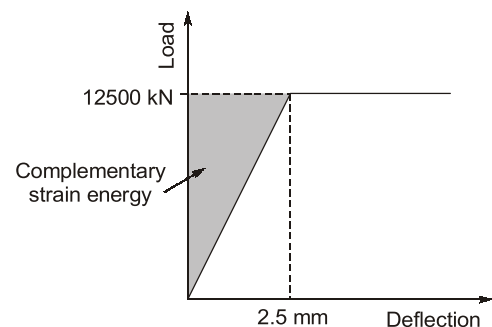
$$= \frac{1}{2} \times 250 \times 1.25 \times 10^{-3} \times \frac{\pi}{4} \times 8^2 \times 2000$$

$$= 15707.96 \text{ Nmm}$$

Note: For linear elastic material both complementary energy and strain energy is same.

OR

By considering given graph in question, between Axial Load and Displacement the solution will be as follows:



Complementary strain energy,

$$U = \frac{1}{2} P \delta = \frac{1}{2} (12500 \times 10^3) \times 2.5$$

$$= 15625000 \text{ Nmm}$$

It means there seems some error in the given data.